

## How-to play the Billionaire Token Raffle

*By the Billionaire Token Team*

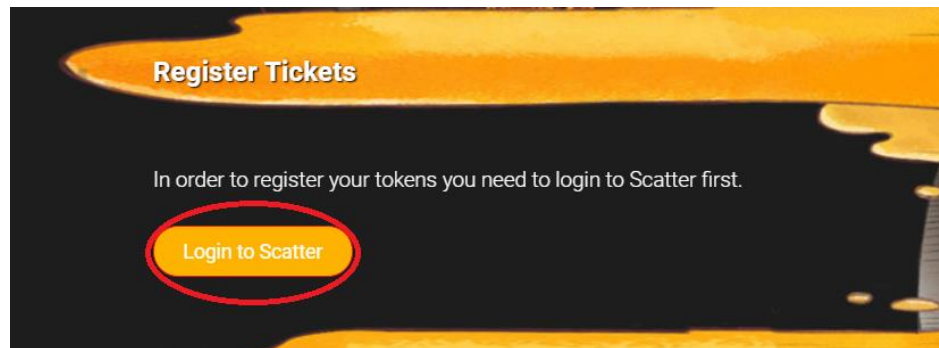
*Because money really is everything*



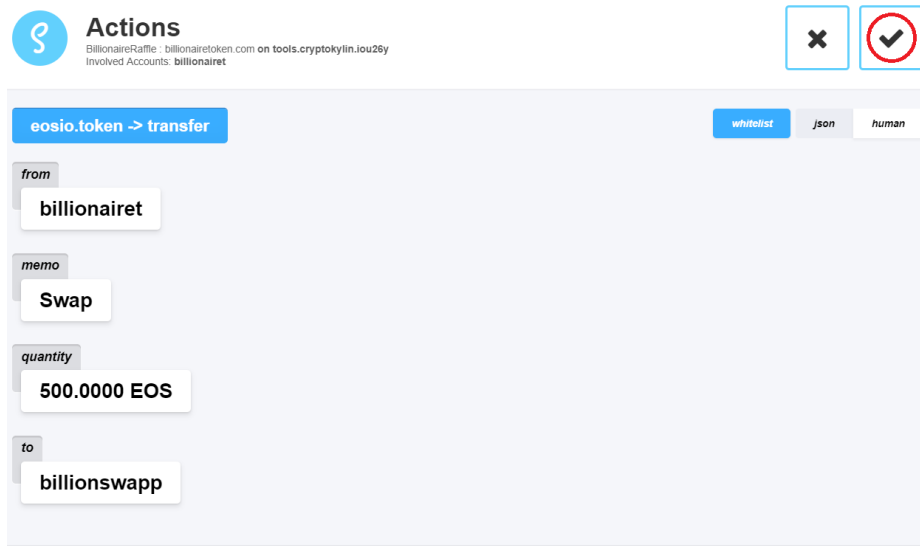
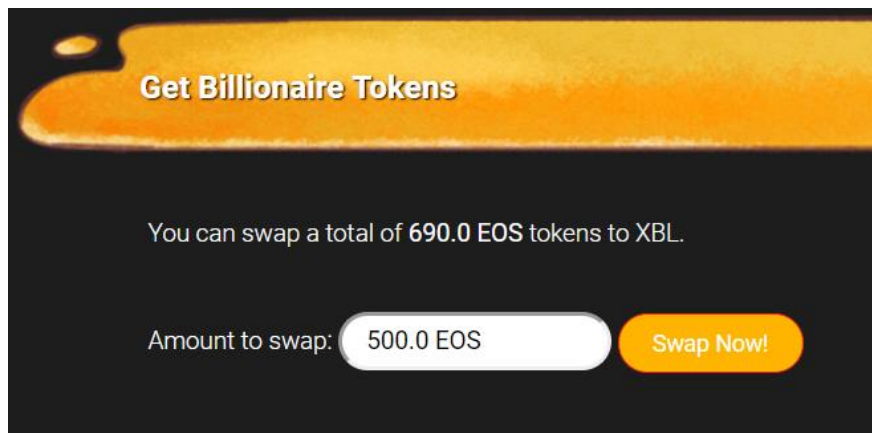
*This guide assumes that you have already created a valid EOSio account and imported it to Scatter.*

*The Billionaire Token Raffle consists of two stages. In the first stage of the game, users can buy tickets and submit their game password. In the second stage of the game, nobody can buy tickets anymore, and everyone will have to re-submit their chosen password. Whoever fails to submit their password in the second stage is automatically disqualified and their registered XBL will be split amongst the winners. This “stage and password” approach is the only way we can have a truly decentralized Raffle that is not reliant on any central entity.*

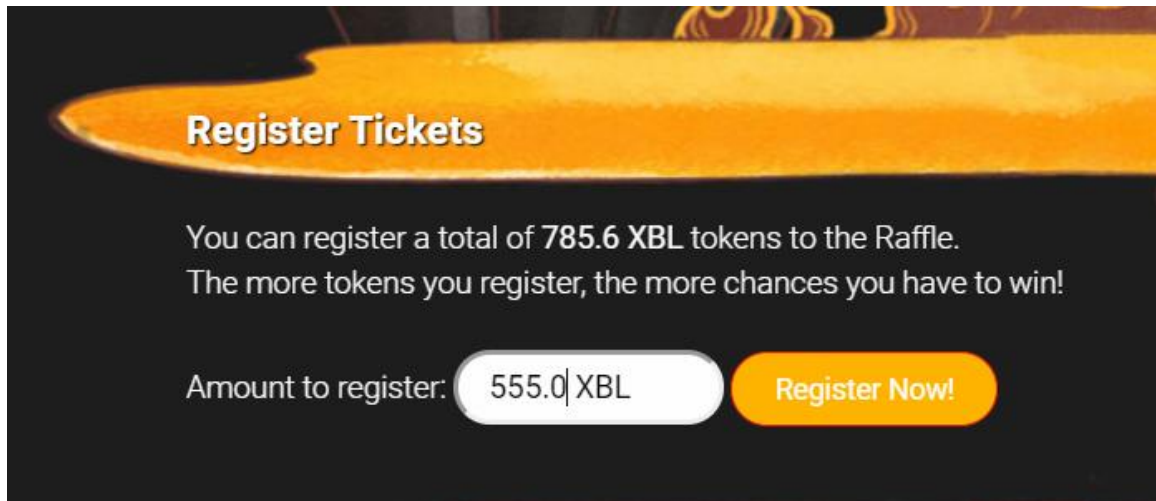
1. The first step is to login to your desired Scatter account:



2. After you've logged in, in order to register some tickets for the Raffle, you will need to get some XBL tokens. Scroll down to the bottom of the page, this is our XBL Swap Feature made for the CryptoKylin testnet:



3. After you've swapped your EOS for XBL, you can go ahead and register tickets for the Raffle:

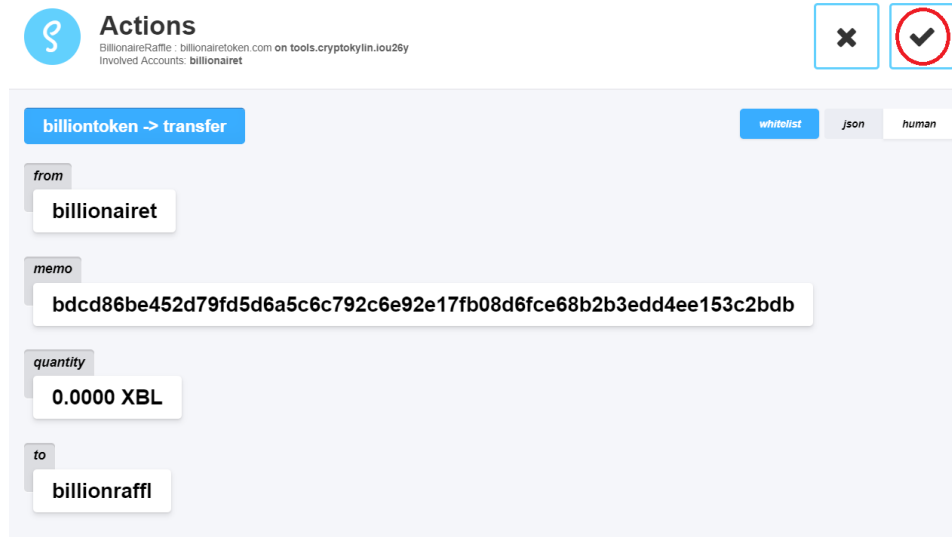


You will be prompted to choose a password. Make sure you remember or otherwise write down your password, as you will be asked again to confirm it, in the second stage of the Raffle.

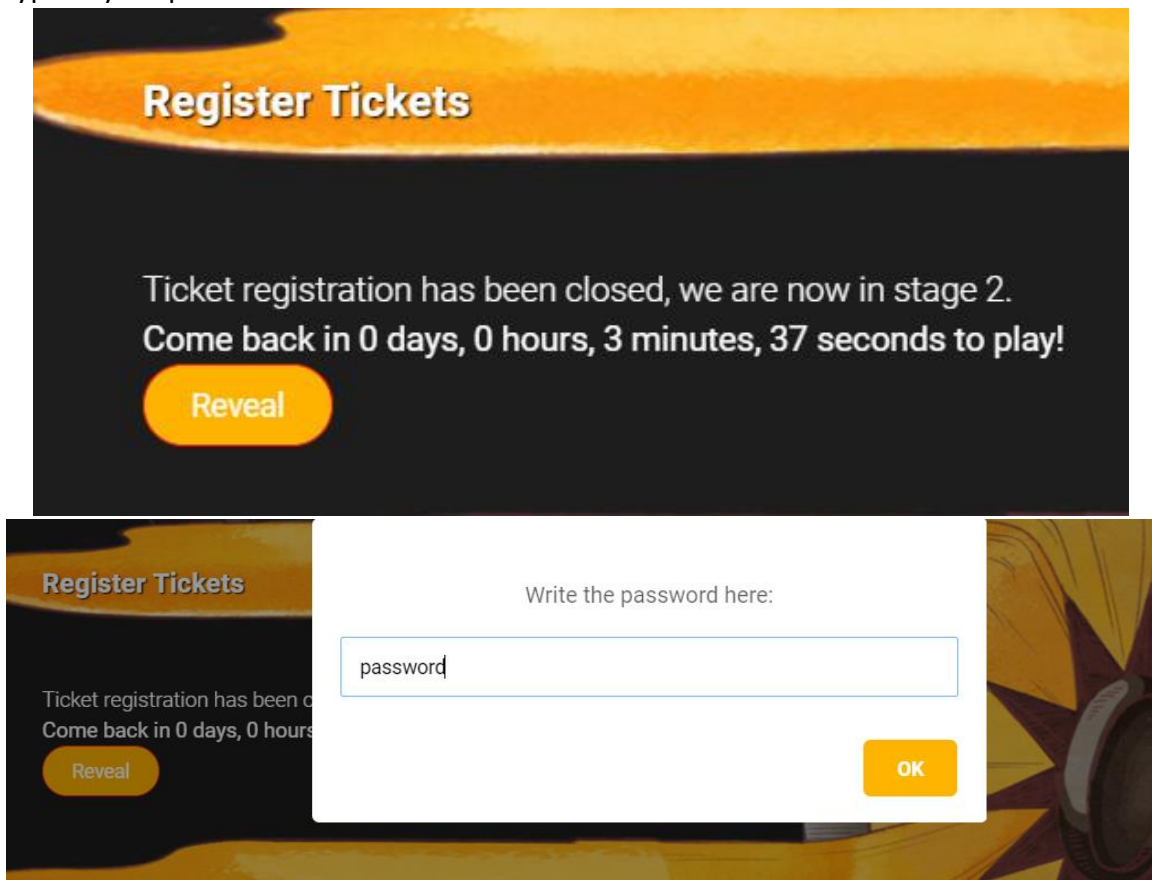
This is your game password. Write it down and make sure you remember it, as you will be asked to confirm your password later on, in stage two of the Raffle.

[OK](#)

Accept the scatter Transaction:



4. Once Stage 2 is underway, you will have to re-submit your password. Click “**Reveal**” and type in your password!



That's it. You're all set. When the timer ends, the winners will be chosen!

### Resetting the Raffle.

Because this is the only truly decentralized approach, the Raffle will have to be reset by someone. The “**reset**” will only be allowed after the countdown timer reaches 0, and is needed in order to advance the Raffle to the next stage. If your “Register Tickets” transaction fails with the following message:



## Error! (500)

assertion failure with message: Reset the raffle.

Then you can go ahead and reset the Raffle, and try again:



The raffle will also need to be reset by someone after Stage2, when the time limit expires.